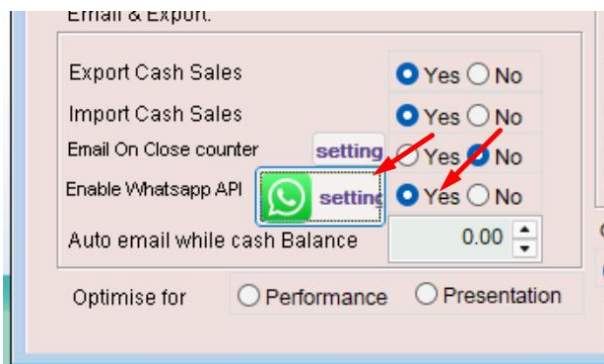


## SQL-POS WHATAPPS

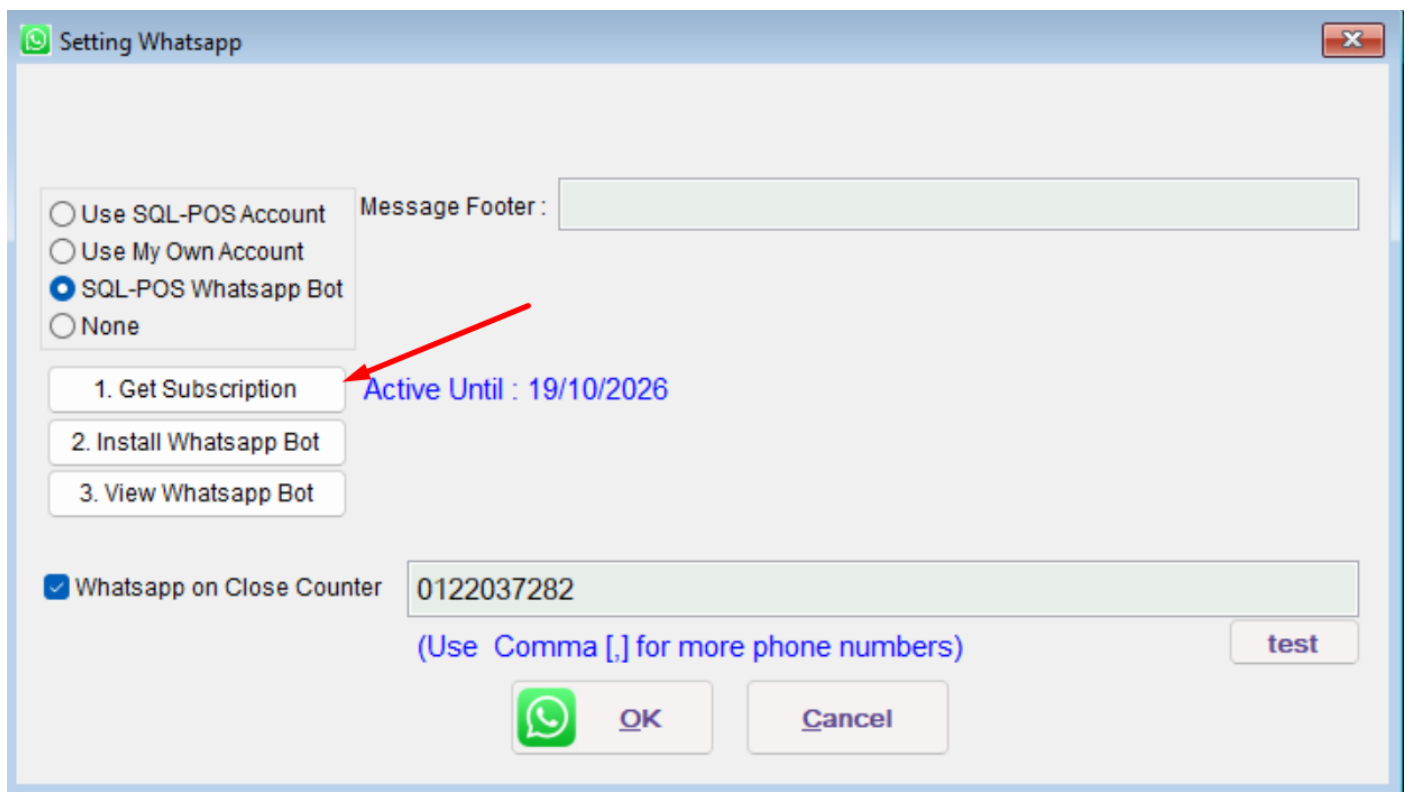
SQL-POS provide a free WhatsApp service to send close counter report, for sending receipt need apply own Green-api.com account.



All counters will get free 1 year Whatsapp subscriptions service after license activation, click [Get subscription]

Feature available start from version 507.

OS required Windows 10/11.




Step2, Click [Install Whatsapp Bot] May take 5 ~ 10 minutes to install.




Open WhatsApp App from your phone, menu , Linked Device to scan this QR.



Once linked, you will see this screen , this linked phone number is used to send all WhatsApp messages.




 Confirm Whatsapp Number ✕

[View Whatsapp Bot](#) 

Please key in Whatsapp Number

 Send  Cancel

**Option 2:**

 Setting Whatsapp ✕

System use Green-API for send Whatsapp

☒ Use SQL-POS Account ☐ Use My Own Account

My Phone No.

☒ Whatsapp on Close Counter

(Use Comma [,] to seperate additional Mobile Number)

Customer can use own Tel number with subscript purchase service from [www.green-api.com](http://www.green-api.com),

After successful service registration, you will get ID\_Instance and Api\_Token , just fill in as below:

Setting Whatsapp

System use Green-API for send Whatsapp ☒ Apply my Own Green-API Account

☐ Use SQL-POS Account ☒ Use My Own Account

Message Footer : test

apiUrl https://7103.api.greenapi.com

mediaUrl https://7103.media.greenapi.com

idInstance 7103344445

apiTokenInstance \*\*\*\*\*

☒ Whatsapp on Close Counter 0122037282

(Use Comma [,] for more phone numbers) test

OK Cancel

To enabled send close counter report thru WhatsApp, tick this :

☒ Whatsapp on Close Counter

To send Receipt , can send click after finish payment.

TOTAL : 0.05

TENDER : 1.00

CHANGE : 0.95

F3 F4 F5 F6 [space]

WhatsApp Company Info Submit E-Invoice Print Receipt OK